

FOR SALE

# BIRCH TREE PROFESSIONAL CENTER *BUILDING 3*

*2,797 SF Office Building  
Located in Bellevue, WA*

1160 140TH AVE NE, BELLEVUE, WA 98005

 **Kidder  
Mathews**

# *UNIQUE* OWNER/ USER OFFERING IN THE CENTER OF BELLEVUE

Kidder Mathews is pleased to present a unique owner/user opportunity in the center of Bellevue. Birch Tree Professional Center is currently built out for counseling clinics, however parking and layout work well for many uses, including dental and medical conversions.

ADDRESS	1160 140th Ave NE, Bellevue, WA 98005
PARCEL NO.	081795-0030
BUILDING AREA	2,797 SF
PARKING	8 allocated to building
YEAR BUILT	1979 / 1983 / 2003
ZONING	PO


*\$1,500,000*

SALE PRICE

*2,797 SF*

TOTAL BUILDING AREA

KIDDER MATHEWS



FOR SALE ■ BIRCHTREE PROFESSIONAL CENTER BUILDING 3

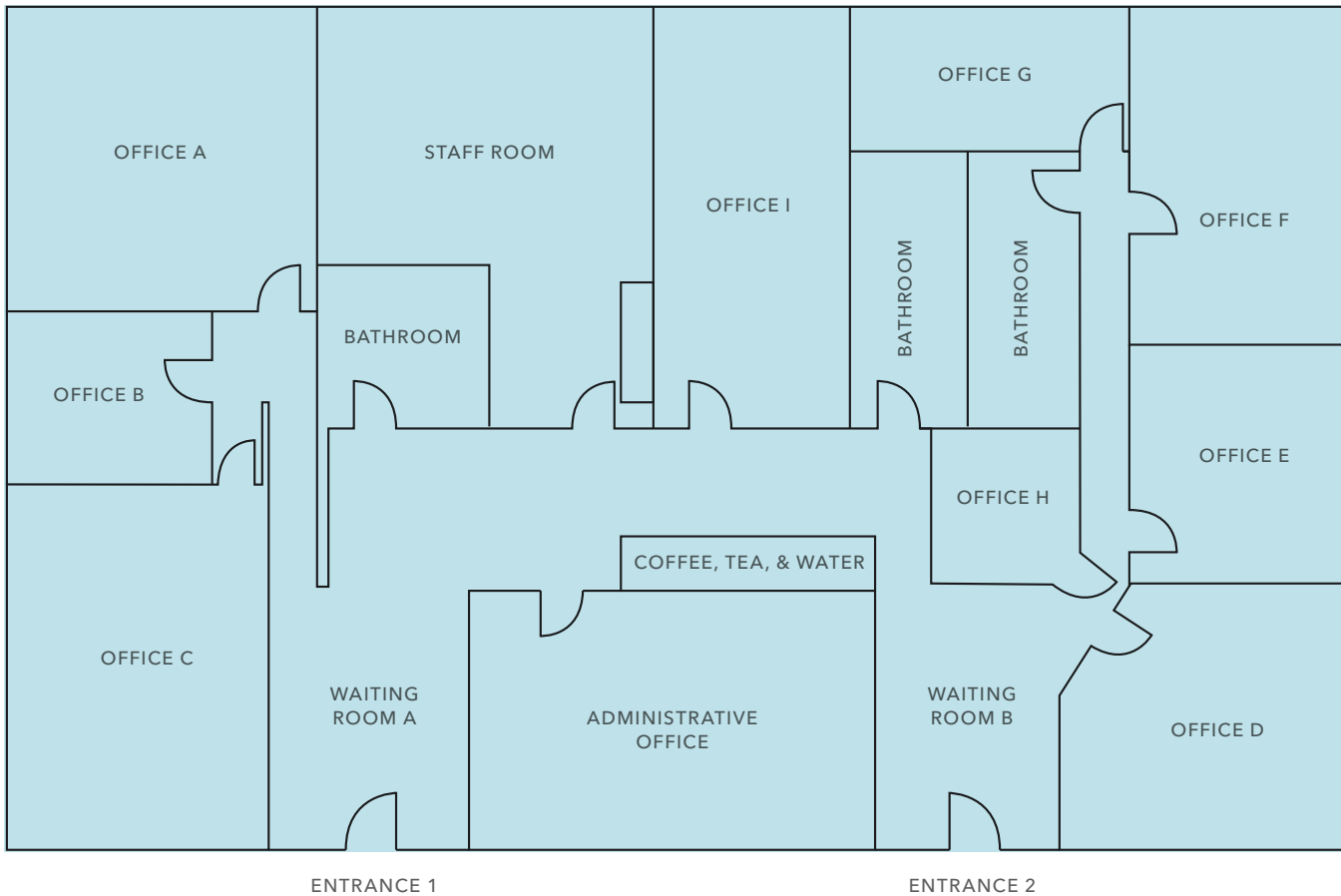
# FLOOR PLAN

*2,797 SF*

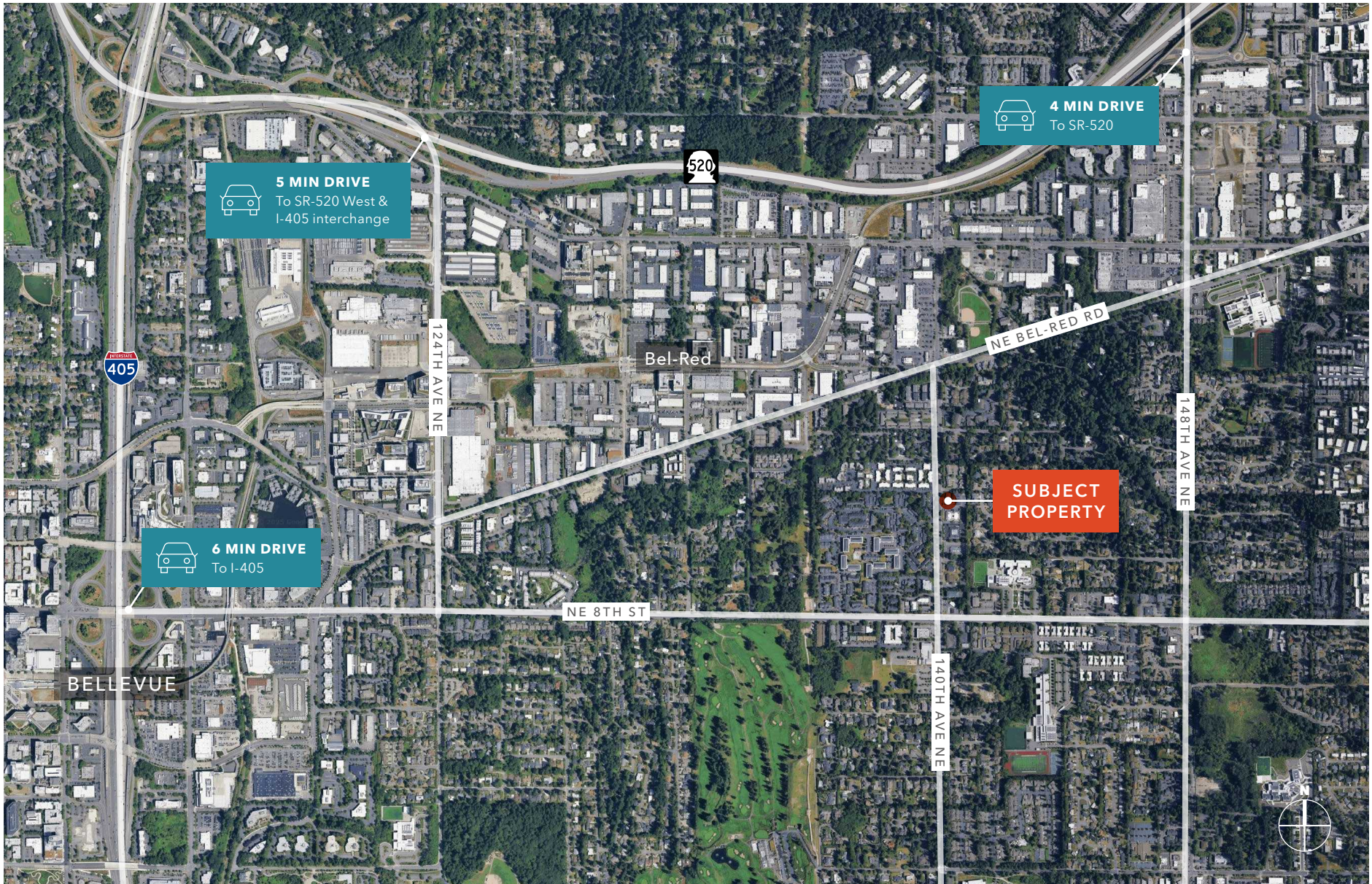
TOTAL BUILDING AREA

*9*

OFFICE SPACES



# BIRCH TREE PROFESSIONAL CENTER BUILDING 3





*Exclusively listed by*

**ROSS KLINGER**  
Executive Vice President  
425.450.1146  
ross.klinger@kidder.com

**AARON KRAFT**  
Senior Vice President  
425.283.8676  
aaron.kraft@kidder.com

**KIDDER.COM**