



FOR SALE \$8,134,000 | 6% CAP RATE

The Plaza at Canyon Lakes

2909 S Quillan Kennewick, WA 99337
Shadow Anchored by Top 3% Walmart Nationally

CHRIS EDWARDS
CHRIS.EDWARDS@43560.COM

OFFICE: 509-838-8500
CELL: 206-475-5578

HAWKINS EDWARDS INC. (DBA ACRE)

2909 S QUILLAN

Investment Overview

2909 S Quillan St is a modern 25,850 SF retail shopping center built in 2013, offered for sale at \$8,134,000. The center is fully leased with stable local tenants such as Anytime Fitness, GoWireless, M&C Nails Spa, Papa John's, Salon 509, and Tip's Thai House.


Located in one of South Kennewick's premier high-traffic commercial corridors, this well-maintained retail property sits adjacent to major national anchors including Walmart, McDonald's, Burger King, Starbucks, and Home Depot, delivering strong visibility and daily customer draw.

Kennewick is the commercial hub of the Tri-Cities region, supported by steady population growth, rising median home values, and a diversified economy anchored by healthcare, manufacturing, retail, and professional services. The area offers an affordable cost of living, no state income tax, short commutes, and attractive quality-of-life amenities that continue to drive in-migration.

A major economic engine for the region is the Hanford Site and the Pacific Northwest National Laboratory (PNNL). These institutions bring billions in federal contracts, high-wage employment, and sustained economic activity into the Tri-Cities area, bolstering consumer spending and supporting long-term demand for retail real estate.

- **Prime Location & Tenant Synergy** - High-traffic South Kennewick retail node with national retailers generating built-in foot traffic and customer draw.
- **Stabilized Cash Flow** - The asset operates at 100% occupancy with all leasable space under executed, market-rate leases to qualified tenants.
- **Modern Construction & Condition** - Built in 2013 with flexible inline retail layout suitable for a variety of uses.
- **NNN Lease Structure** - Minimizes landlord operating expenses on leased spaces.
- **Growth Market Potential** - Positioned to benefit from ongoing Tri-Cities population gains, retail demand, and limited new competitive supply in this submarket.





2909 S QUILLAN

Investment Highlights

01

PRIME LOCATION

Positioned in one of the Tri-Cities' strongest retail corridors, the property benefits from proximity to major national retailers including Walmart, Starbucks, McDonald's, and Burger King.

02

RETAIL SYNERGIES

Located within a high-traffic retail node near major anchors and entertainment uses, the site captures significant spillover traffic, enhancing demand and long-term stability.

03

IDEAL SUITE SIZE

Suite sizes are well-positioned to accommodate a wide range of retail and service users, aligning with the typical footprint sought by national and regional tenants.

04

ESTABLISHED ASSET

Situated within a ~25,000 SF multi-tenant retail center built in 2013, offering modern construction, ample parking, and institutional-quality layout.



Per Placer.ai, the anchor Walmart is in the top 3 percentile in the nation.



Walmart 
Supercenter

Top 3% of Walmarts in the nation
per Placer.ai.

BW Best Western
PLUS



petco

Walgreens

THE HOME DEPOT



BURGER KING

FAIRCHILD

2909 S QUILLAN

Property Location

Kennewick, Washington, is the largest and most commercially vibrant city in the Tri-Cities area (along with Pasco and Richland) in southeastern Washington, situated along the Columbia River. With a population of approximately 86,000–87,000, it offers a dense suburban feel, strong job market in manufacturing, food processing, retail, services, and health care, plus a relatively low cost of living and short commutes.

Rent Roll

TENANT NAME	USE	SUITE	SQ. FT.	MONTHLY BASE RENT	ANNUAL BASE RENT	RENT/SF	LEASE START	LEASE END	RENT INCREASES	REMAINING OPTIONS
CODA CREMATION	FUNERAL SERVICES	104	1,604	\$2,940.66	\$35,287.92	\$22.00	9/1/2021	9/30/2026	Plans to Vacate	N/A
MC NAIL SALON	NAIL SALON	110	1,839	\$2,380.92	\$28,571.04	\$15.54	12/1/2016	2/28/2027	2% Annually	(5) 1-Year
H&R BLOCK	FINANCIAL SERVICES	116	1,750	\$3,500.00	\$42,000.00	\$24.00	5/1/2025	4/30/2028	\$1/SF Annually	None
PAPA JOHN'S	PIZZA DELIVERY	122	1,750	\$2,647.74	\$31,772.88	\$18.16	9/1/2021	8/31/2026	10% Increase Sept 2026, then 5% Annually	(2) 5-Year
HYPE TAEKWONDO	MARTIAL ARTS STUDIO	128	1,875	\$3,480.02	\$41,760.24	\$22.27	9/1/2019	8/31/2028	2% Annually	(3) 3-Year
VERIZON WIRELESS	TELECOMMUNICATIONS	134	1,875	\$3,593.75	\$43,125.00	\$23.00	12/1/2025	11/30/2028	\$1/SF Annually	None
CHILLS YOGURT	FROZEN YOGURT SHOP	140	3,500	\$6,609.17	\$79,310.04	\$22.66	2/1/2024	7/31/2029	3% Annually	None
SALON 509	HAIR SALON	152	1,875	\$2,154.96	\$25,859.52	\$13.79	7/1/2017	8/31/2028	3% For each renewal	(2) 3-Year
ANYTIME FITNESS	FITNESS CENTER EXPANSION	158	1,750	\$3,094.58	\$37,134.96	\$21.22	4/1/2026	1/31/2032	2% Annually	(2) 5-Year
ANYTIME FITNESS	FITNESS CENTER	164	5,375	\$9,504.79	\$114,057.48	\$21.22	2/1/2022	1/31/2032	2% Annually	(2) 5-Year
TIPS THAI HOUSE	THAI RESTAURANT	182	1,677	\$2,318.43	\$27,821.16	\$16.59	11/1/2016	6/30/2027	2% Annually	(2) 5-Year
MECHANICAL ROOM	MECHANICAL	801	980 N/A	\$0.00	\$0.00	\$0.00	N/A	N/A	N/A	N/A
TOTAL			25,850	\$42,225.02	\$506,700.24					

2909 S QUILLAN

Property Details

*As of June 2026

ANNUALIZED BASE RENT	\$506,700.24
EXPENSE REIMBURSEMENTS	\$115,129.08
POTENTIAL GROSS INCOME (PGI)	\$621,829.32
LESS VACANCY (3%)	(\$18,654.88)
EFFECTIVE GROSS INCOME (EGI)	\$603,174.44
PROPERTY OPERATING EXPENSES	(\$115,129.08)
PROJECTED NET OPERATING INCOME (NOI)	\$488,045.36
CAP RATE	6.0%

Purchase Price
\$8,134,000

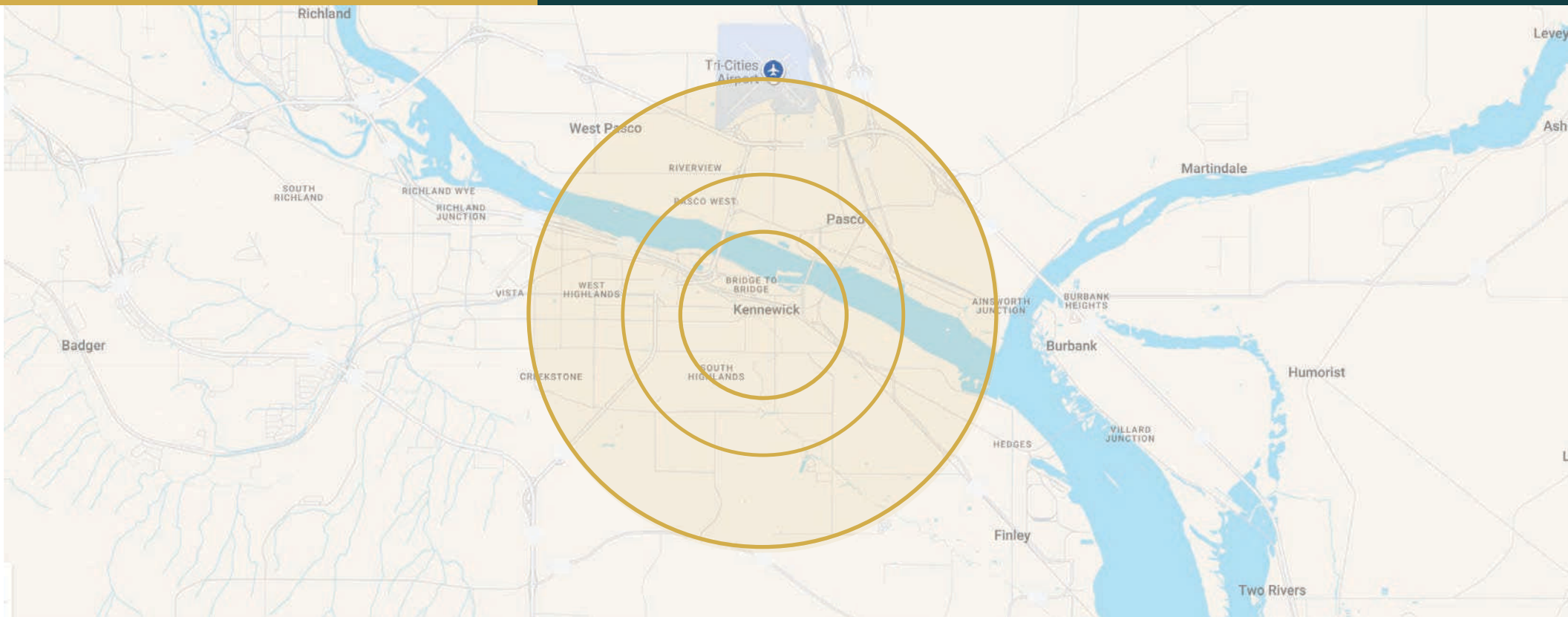
Cap Rate
6.0%

Price Per SF
\$314.66

Building Size
25,850

Land
3.4 ACRES

Year Built
2013



POPULATION (APPROX.)

HOUSEHOLDS (APPROX.)

	3 MILES	5 MILES	10 MILES		3 MILES	5 MILES	10 MILES
2020 POPULATION	63,000	125,000	250,000	MEDIAN HOME VALUE	\$425,000	\$440,000	\$450,000
2024 POPULATION	63,448	163,535	279,920	2025 HOUSEHOLDS	24,699	45,156	79,395
2029 PROJECTED POPULATION	68,399	176,524	301,964	2029 PROJECTED HOUSEHOLDS	26,174	48,114	84,615
ANNUAL GROWTH RATE	+1.6%	+1.6%	+1.6%	PROJECTED GROWTH	+1.2%	+1.3%	+1.3%
AVERAGE HH SIZE	2.6	2.81	2.7	MEDIAN HH INCOME	\$73,576	\$100,470	\$89,575
MEDIAN AGE	36.4	36.6	35.1	AVERAGE HH INCOME	\$106,204	\$110,666	\$89,584

Kennewick Highlights

Kennewick, the commercial heart of Washington's Tri-Cities region, offers investors a compelling mix of steady population growth, affordable entry points relative to the Pacific Northwest, a diversified and resilient local economy, and consistent housing demand. Located along the Columbia River, the city benefits from strong job creation in healthcare, manufacturing, retail, agriculture, and energy-related sectors, paired with a high quality of life that continues to attract new residents.

87,790

EST. POPULATION

Kennewick's population reached an estimated 87,790 as of April 1, 2025.

Source: U.S. Census Bureau

\$73,576

MEDIAN HH INCOME

Home prices show a slight increase of about 0.97%–1.0% from the prior year.

Source: U.S. Census Bureau

68%

FAMILY HH

Families make up around 68% of households, with a notable share of children under 18 (approximately 26% of the total population).

Source: WA State Dept of

3.9%

INCREASED SPENDING

In the third quarter of 2025, Benton County experienced taxable retail sales growth that outperformed or closely tracked the statewide increase.

Source: Washington State Department of Revenue

35.7

YOUNG MEDIAN AGE

The median age in Kennewick stands at 35.7 years (as of 2024 data, with minimal change into 2025), younger than many national and state averages.

Source: U.S. Census Bureau


0.95%

ANNUAL POP. GROWTH

Since the 2020 Census (83,921), the city has grown by about 4.87% cumulatively, driven primarily by net domestic in-migration.

Source: Washington State Office of Financial

Current trends underscore Kennewick's appeal as an affordable, family-friendly, and steadily growing community in southeastern Washington, key factors that support long-term real estate investment and housing demand.



2909 S QUILLAN

Photo Gallery



ACRE



HAWKINS
EDWARDS

WWW.43560.COM

CHRIS EDWARDS
CHRIS.EDWARDS@43560.COM

OFFICE: 509-838-8500
CELL: 206-475-5578

HAWKINS EDWARDS INC. (DBA ACRE)