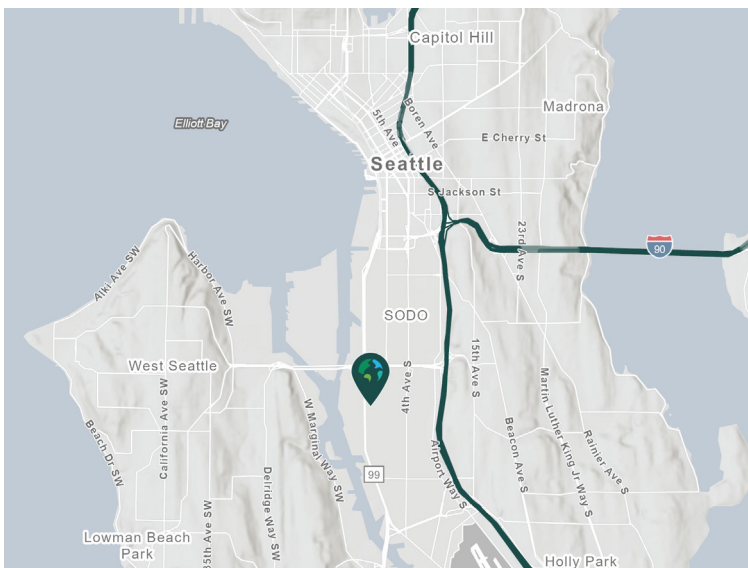


16,177 SF

4335 Colorado Ave
Seattle, WA 98134

Prologis Park Seattle - Portside



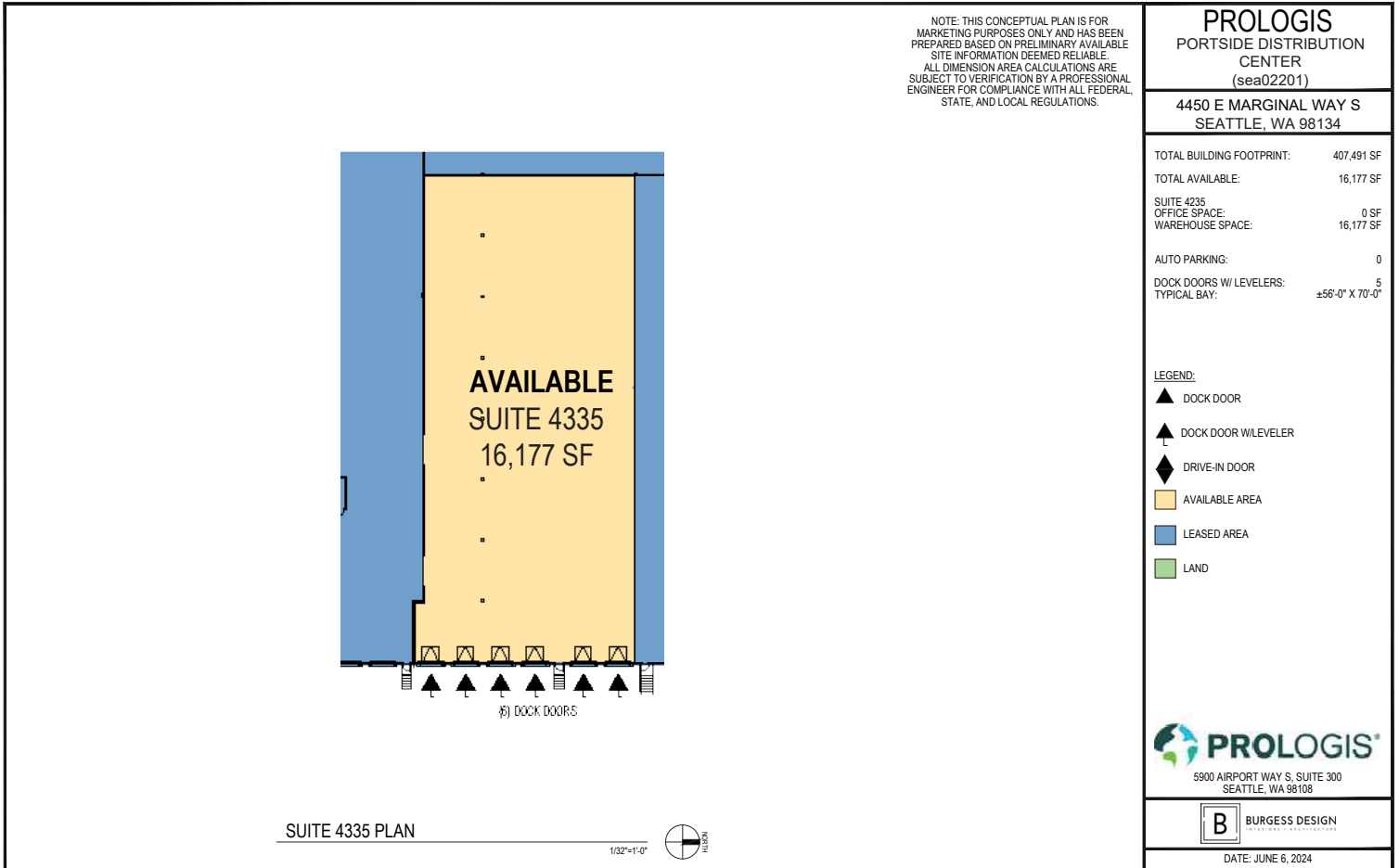
- Excellent access to Port Container Terminals (T-5, T-18, T-46)
- Building exposure to East Marginal Way S
- Within 3 miles of downtown Seattle

Property Features

Available Space	16,177 SF Dead Storage
Office SF	None
Clear Height	30'
Dock Doors	6
Slab	6"
Sprinkler	ESFR capability
Availability	6/1/2027
Comments	- Bogey Pad at 36' - Ample car parking

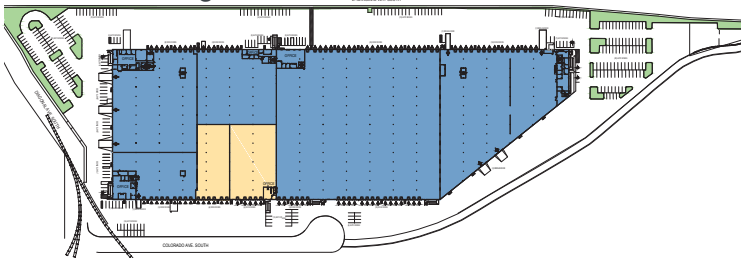


Unlock the full potential of your warehouse with one strategic, single-source partner.



2 OF 3

Potential Contiguous Plan



KBC Advisors
Kevin Skillestad
kevin.skillestad@kbcadvisors.com
ph +1 206 741 1030
cell +1 206 715 0757

KBC Advisors
Matt Wood, SIOR
matt.wood@kbcadvisors.com
ph +1 206 741 1030
cell +1 206 595 6814

KBC Advisors
Hans Vieser
hans.vieser@kbcadvisors.com
ph +1 206 741 1030
cell +1 425 765 7926

Prologis
Michelle Weeks
mweeks@prologis.com
ph +1 206 414 7631
cell +1 206 600 0315